REAL ADVICE · FARM

LOADER WORK ON ICE:

BALLAST, CHAINS AND STAYING UPRIGHT



Winter chores put a loaded tractor on the slipperiest ground of the year, often before daylight. When a loader tractor slides or tips, the same few causes come up again and again.



BALLAST ISN'T OPTIONAL

- A loaded bucket takes weight off the rear wheels, and steering and braking go with it.
- Your manual lists the ballast for that loader.
- Set it up before winter, not after the first slide.



CHAINS, AND WHERE THEY GO

- A real difference on ice, for traction and stopping.
- Check fit, tensioners, and clearance through a full turn.
- Front chains on 4WD? Your manual says.



CARRY IT LOW

- Travel as low as you can while still seeing ahead.
- Raise it only once you've stopped and are in position.
- No sharp turns with a raised load.
- Straight up and down slopes, not across.



BRAKE WITH ALL FOUR WHEELS

- On most 4WD tractors, engaging 4WD brakes all four wheels.
- Many manuals call for it on loader work and slopes.
- Split brake pedals? Lock them together for travel.



BALES NEED THE RIGHT TOOL

- A bale spear or grapple, not a bare bucket.
- A bale can roll back down the arms toward the operator.
- Keep the loader low with a bale on it.



ROPS UP, SEATBELT ON

- A ROPS only protects you if you're wearing the seatbelt.
- Folded it for a low barn door? Put it back up once you're through.



GETTING ON AND OFF

- Three points of contact; clear or grit the steps.
- Before you leave the seat: level ground, loader down, park brake on, engine off.



GRIT THE DAILY ROUTES

- Barn to feed, the ramp to the manure pile.
- It's cheap, and it helps everything else on this list work.

Ballast amounts, chain fitment and slope procedures vary by tractor and loader, so let your operator's manual set them, and follow its safety section to the letter.

We're here to help when you need us.

CALL OR TEXT
519-374-9461

FULL ARTICLE
www.ChrisRea.ca/advice

Chris Rea · Account Manager at Robert's Equipment, an authorized Kubota dealer · Owen Sound, ON